

GTM Log-in Guide!

Step-by-step guide to add page to your iPhone's home screen.

1

Step 1

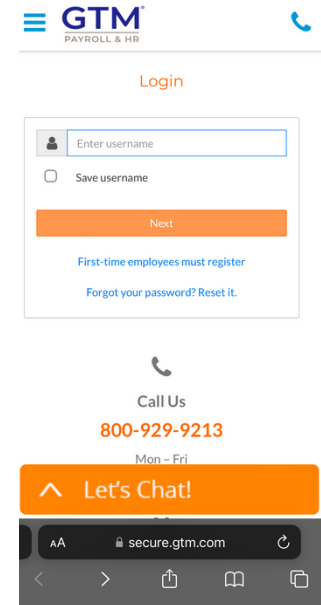
With phone, please take an image of QR code* to open home page.



2

Step 2

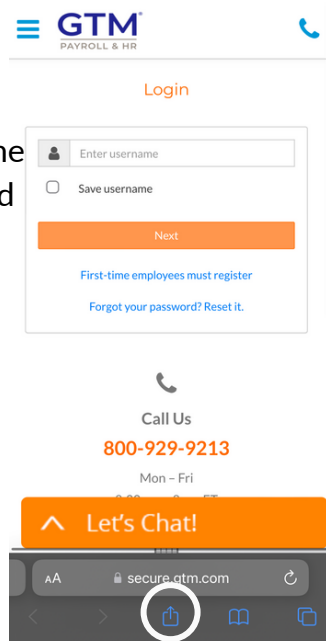
Once you scan the QR code you will reach this page



3

Step 3

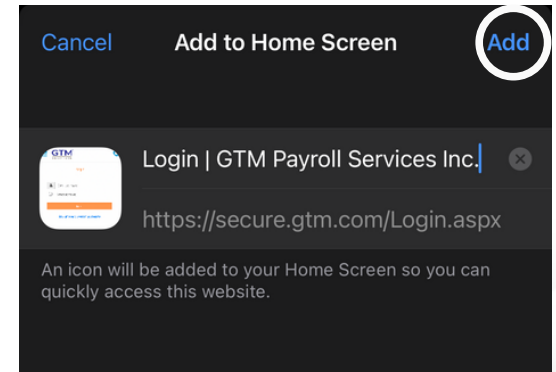
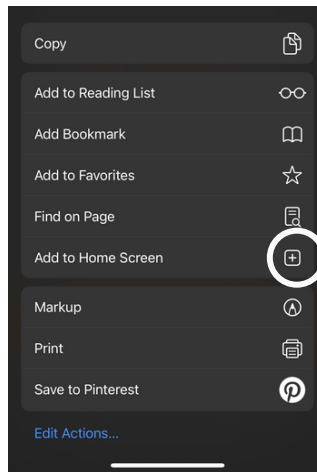
Press down on the selected icon, and then click add to home screen.



4

Step 4

Once you press add, an icon will be added to your home screen so you can quickly access the log in!



GTM Log-in Guide!

Step-by-step guide to add page to your Android's home screen.



1

Step 1

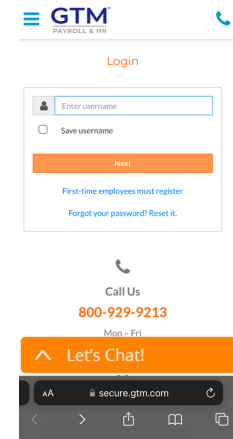
With phone, please take an image of QR code* to open home page.



2

Step 2

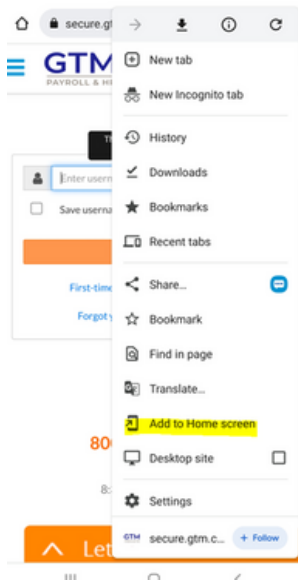
Once you scan the QR code you will reach this page



3

Step 3

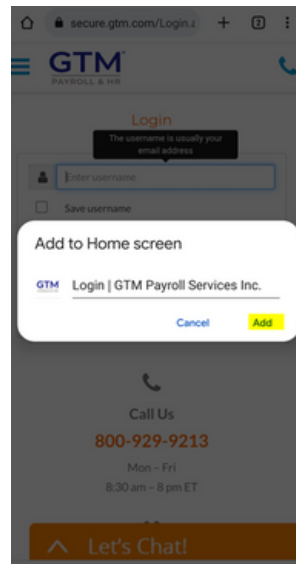
Click on the 3 bars on the top right menu and select Add to home screen



4

Step 4

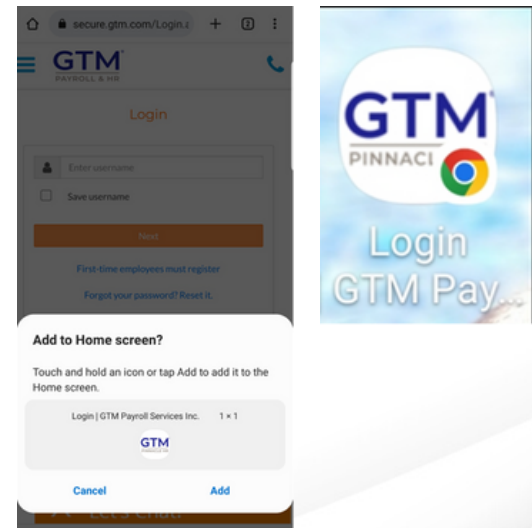
Click Add



5

Step 5

Hold the icon and drag it to your homescreen and the GTM login page now shows on your home screen



*If QR Code does not work, please enter <https://secure.gtm.com/Login.aspx> into your browser